


## Introduction to Genealogical Research

**Rhonda McClure** from the New England Historic Genealogical Society is sharing information on the video about doing genealogical research. Take notes here. Check out the NEHGS website at: [americanancestors.org](http://americanancestors.org)

Notes:

You will choose an historical person to research, like this (but not necessarily this!): 



Picture of John Hanlon in 1903 in Liverpool, England.

**John Joseph Hanlon**

Date of Birth: 27 December 1901

Place of Birth: Boston, Massachusetts

In 1940 I lived at: 116 Marginal St. Boston, Massachusetts

I lived there with: My Wife Beta and four children.

Fact: I made my living as a longshoreman.

Can you find me and my family in the 1940 US Census? What about earlier censuses (1930, 1920, 1910, and 1900)? In what other records can you find me? Can you find the names of my parents?

HINT: Sometimes my name was misspelled as Hanlon or even Harlow!

The New England Historic Genealogical Society has created a character for you, who was alive, and has data you can find, including online resources like the U.S. Census, marriage, birth and death certificates, photos, etc.!

Start by creating accounts:

[www.familysearch.org](http://www.familysearch.org)

Login:


Password:

[www.americanancestors.org](http://www.americanancestors.org)

Login:

Password:

Also:

<https://www.archives.gov/research/alic/reference/ethnic-heritage.html> 

[www.slavevoyages.org](http://www.slavevoyages.org)

<https://www.wikitree.com>

<https://isogg.org>

Your person is: \_\_\_\_\_


What do you already know about them?

And then...

What do you want to find out about them?

**Get ready to introduce your case study to someone:**

Include things like: locations (where they lived, went to school, traveled), people they knew/might have known, feel free to put them into historically accurate friendships (*Example:* John Hanlon thought of Supreme Court Justice, Oliver Wendell Holmes, Jr. as a mentor), books/newspapers/magazines they might have read, music they might have listened to, plays/museums they might have seen, teams they might have cheered for... things like that!

A large, empty rectangular box with a thin black border, occupying the lower two-thirds of the page. It is intended for the student to write their case study introduction details.